





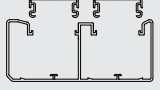
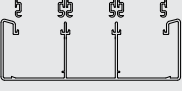
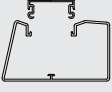
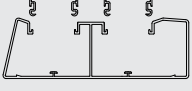


**Canale per apparecchi con modulo 45 mm, in PVC**  
**Trunking for devices modules 45 mm, of PVC**

							
Dimensioni Dimensions	Canale Trunking	Separatore Separator	Angolo interno variabile Variable internal angle	Angolo esterno variabile Variable external angle			
 54x54mm /2 2.160 mm <sup>2</sup>	KG5555.3	KGTR55					
 85x56 mm /2 3.690 mm <sup>2</sup>	KG5585.3	KGTR55	KGI5585.3	KGA5585.3			
 134x56 mm /4 5.330 mm <sup>2</sup>	KG55135-2.3	KGTR55	KGI55135.3	KGA55135.3			
 162x56 mm /3 5.510 mm <sup>2</sup>	KG55165-3.3		KGI55165.3	KGA55165.3			
 105x56 mm /2 4.694 mm <sup>2</sup>	KG55105.3	KGTR55	KGI55105.3	KGA55105.3			
 175x56 mm /4 7.960 mm <sup>2</sup>	KG55175-2.3	KGTR55	KGI55175.3	KGA55175.3			

**Canale per apparecchi con modulo 45 mm, in ALLUMINIO**  
**Trunking for devices modules 45 mm, of ALUMINIUM**

							
Dimensioni/Divisibile in scomparti Dimensions/Compartments option	Canale Trunking	Separatore Separator	Angolo interno variabile Variable internal angle	Angolo esterno variabile Variable external angle			
 85x56 mm /2 3.690 mm <sup>2</sup>	KG5585A	KGTR55	KGI5585.AL	KGA5585.AL			
 134x56 mm /4 5.330 mm <sup>2</sup>	KG55135-2A	KGTR55	KGI55135.AL	KGA55135.AL			
 162x56 mm /3 5.510 mm <sup>2</sup>	KG55165-3A		KGI55165.AL	KGA55165.AL			

			
Curva piana Flat angle	Deviazione a T T-Joint	Terminale End piece	Coprigiunzione Cover joint
		KGE5555.3	KGV45.3
KGW5585.3	KGT5585.3	KGE5585.3	KGV45.3
KGW55135.3	KGT55135.3	KGE55135.3	KGV45.3
KGW55165.3	KGT55165.3	KGE55165.3	KGV45.3
KGW55105.3	KGT55105.3	KGE55105.3	KGV45.3
KGW55175.3	KGT55175.3	KGE55175.3	KGV45.3

		
Curva piana Flat angle	Deviazione a T T-Joint	Terminale End piece
KGW5585.AL	KGT5585.AL	KGE5585.AL
KGW55135.AL	KGT55135.AL	KGE55135.AL
KGW55165.AL	KGT55165.AL	KGE55165.AL