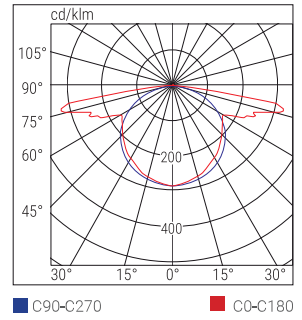


Performance according to EN 1838 and initial sanitisation time

STANDARD UNI EN 1838	Height (m)	Centre distance (m) ESCAPE ROUTES		Illuminated surface area (m) LARGE AREAS	
		Wall	Ceiling	Wall	Ceiling
	2.5	5	-	3x3	-
3	-	7	-	5x5	
		>1lx without reflections Emax/Emin <40		>0.5lx along the centre line without reflections Emax/Emin <40	
	Flow rate up to 4 m³/h	Initial sanitisation time 5h		Initial sanitisation time 6h	


Performance based on the 1499LUV 120lm wall-mounted model

STILE IN SanificaAria



TR	Order Code	W eq.	Description	Version	Autonomy h	Battery	FLUX SE lm	FLUX SA lm	Sanitisation flow rate m³/h			Input power W	Weight Kg	Packaging Single/Multi pack	STANDARD	
									1	2	3					
	1499LUV	8	STILE IN LED SE TR UV0XY	SE	8	LiFe 3.2V 1.5Ah	120	-	4	-	-	2.1	10	0.7	1/12	


ACCESSORIES - included



RECESSED BOX

Order Code **3733**


ACCESSORIES AND SPARE PARTS - to be ordered separately



SPARE PART
uvOxy® STILE IN PURIFICATION CARTRIDGE

Duration 12 months, at a continuous use 24h/day


Order Code **26724**



FALSE CEILING BRACKETS

Recessed mounting hole: 279x94 mm

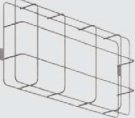
Order Code **4266**



LH/RH/DOWN SCREENS

Screen printing on opal polycarbonate


Order Code **4269**



PROTECTIVE GRILLE

Dimensions: 440x215x99 mm

Order Code **3912**



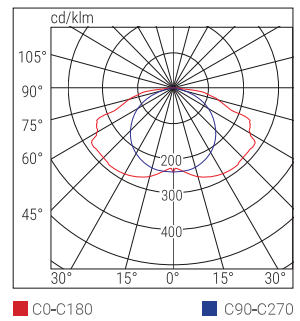
LH/RH/DOWN STICKERS

Order Code **4278**

Performance according to EN 1838


Height (m)	Centre distance (m) ESCAPE ROUTES		Illuminated surface area (m) LARGE AREAS	
	Wall	Ceiling	Wall	Ceiling
2.5	6	-	3x5	-
3	-	11	-	6x6
Lighting >1lx at floor level along the centre line without reflections Emax/Emin <40			Lighting >0.5lx at floor level without reflections Emax/Emin <40	
Performance with reference to luminaire Order Code 4293A 225 lm			Maintenance coefficient 0.8	

DESIGN




	Order Code	W eq.	Description	Version	Autonomy h	Battery	FLUX SE lm	FLUX SA lm	Input power		Weight Kg	Packaging Single/Multi pack
									DC	AC		
TR	4290A	8	DESIGN AE 8W SE 1H IP40	SE	1	NiMH 3.6V 1.2Ah	120	-	1W	0.4	1/12	STANDARD
	4291A	11	DESIGN AE 11W SE 1H IP40	SE	1	NiMH 3.6V 1.2Ah	140	-	1W	0.4	1/12	
	4292A	11	DESIGN AE 11W SE/SA 1H IP40	SA/SE	1	NiMH 3.6V 1.2Ah	140	90	2.5W	0.4	1/12	
	4293A	24	DESIGN AE 24W SE 1H IP40	SE	1	2 x NiMH 3.6V 1.2Ah	225	-	1W	0.4	1/12	

ACCESSORIES - included




RECESS MOUNTING BOX 3106/IP
Order Code **3733**


ACCESSORIES - to be ordered separately




LH/RH/DOWN SCREENS
Screen printing on opal polycarbonate
Order Code **4269**




FALSE CEILING BRACKET
Recessed mounting hole: 279x94 mm
Order Code **4266**



LH/RH/DOWN STICKERS
Order Code **4278**



WALL BRACKET FOR EDGE MOUNTING
Order Code **4265**



EDGE MOUNTED SCREENS
Screen printing on clear polycarbonate
DOWN version Order Code **4268**
LH/RH version Order Code **4267**

